



















2018118 GROWTHPOINT Cape Town Tennis Super 8
BS 10

Box 1

				1.	2.	3.	4.	5.	6.	7.	8.	9.
TSA101136	WP		1. DOWIE Israel		Opponent W/O	2-9	5-6	8-3	10-1	1-10	4-7	Opponent W/O
TSA091217	Winel		2. SHRIVES GN	W/O		W/O	W/O	W/O	W/O	W/O	W/O	Opponent W/O
TSA101014	GE		3. WESTERN Cooper	9-2	Opponent W/O		6-5	10-1	11-0	4-7	5-6	Opponent W/O
TSA101025	FS		4. MANDIC Jovan	6-5	Opponent W/O	5-6		6-5	11-0	9-2	5-6	Opponent W/O
TSA101031	WP		5. BADENHORST Eben	3-8	Opponent W/O	1-10	5-6		8-3	0-11	4-7	Opponent W/O
TSA091257	NC		6. PAUL Kahl	1-10	Opponent W/O	0-11	0-11	3-8		0-11	0-11	Opponent W/O
TSA091088	WP		7. HILLMAN Zach	10-1	Opponent W/O	7-4	2-9	11-0	11-0		6-5	Opponent W/O
TSA091196	WP		8. ELLIS Nicholas	7-4	Opponent W/O	6-5	6-5	7-4	11-0	5-6		Opponent W/O
TSA081145	WP		9. ROTHMAN Francis	W/O	W/O	W/O	W/O	W/O	W/O	W/O	W/O	

Standings	Points	Wins	Losses	Sets	Games
1. Zach HILLMAN	14	7	1	5 - 1 (83.33%)	47 - 19 (71.21%)
2. Nicholas ELLIS	14	7	1	5 - 1 (83.33%)	42 - 24 (63.64%)
3. Cooper WESTERN	12	6	2	4 - 2 (66.67%)	45 - 21 (68.18%)
4. Jovan MANDIC	12	6	2	4 - 2 (66.67%)	42 - 24 (63.64%)
5. Israel DOWIE	8	4	4	2 - 4 (33.33%)	30 - 36 (45.45%)
6. Eben BADENHORST	6	3	5	1 - 5 (16.67%)	21 - 45 (31.82%)
7. Kahl PAUL	4	2	6	0 - 6 (0%)	4 - 62 (6.06%)
8. GN SHRIVES	2	1	7	0 - 0 (0%)	0 - 0 (0%)
9. Francis ROTHMAN	0	0	8	0 - 0 (0%)	0 - 0 (0%)

Box 2

				1.	2.	3.	4.	5.	6.	7.	8.	9.
TSA091302	Khom		1. EDWARDS Brian		3-8	8-3	7-4	2-9	2-9	4-7	Opponent W/O	6-5
TSA091123	Winel		2. GOUWS Wynand	8-3		11-0	10-1	3-8	2-9	8-3	Opponent W/O	8-3
TSA091134	EDEN		3. LAMPRECHT Janhendrik	3-8	0-11		1-10	1-10	1-10	5-6	Opponent W/O	2-9
TSA101030	FS		4. PEYPER HANNES	4-7	1-10	10-1		3-8	0-11	5-6	Opponent W/O	3-8
TSA091032	WP		5. BADENHORST Wilhelm	9-2	8-3	10-1	8-3		3-8	9-2	Opponent W/O	6-5
TSA091017	WP		6. MCCARTHY Cooper	9-2	9-2	10-1	11-0	8-3		11-0	Opponent W/O	7-4
TSA091315	WP		7. MODLER Luke	7-4	3-8	6-5	6-5	2-9	0-11		Opponent W/O	3-8
TSA081203	WP		8. NEWTON Daniel	W/O	W/O	W/O	W/O	W/O	W/O	W/O		W/O
TSA101137	WP		9. ELS Liam	5-6	3-8	9-2	8-3	5-6	4-7	8-3	Opponent W/O	

Standings	Points	Wins	Losses	Sets	Games
1. Cooper MCCARTHY	16	8	0	7 - 0 (100%)	65 - 12 (84.42%)
2. Wilhelm BADENHORST	14	7	1	6 - 1 (85.71%)	53 - 24 (68.83%)
3. Wynand GOUWS	12	6	2	5 - 2 (71.43%)	50 - 27 (64.94%)
4. Liam ELS	8	4	4	3 - 4 (42.86%)	42 - 35 (54.55%)
5. Brian EDWARDS	8	4	4	3 - 4 (42.86%)	32 - 45 (41.56%)
6. Luke MODLER	8	4	4	3 - 4 (42.86%)	27 - 50 (35.06%)
7. HANNES PEYPER	4	2	6	1 - 6 (14.29%)	26 - 51 (33.77%)
8. Janhendrik LAMPRECHT	2	1	7	0 - 7 (0%)	13 - 64 (16.88%)
9. Daniel NEWTON	0	0	8	0 - 0 (0%)	0 - 0 (0%)

1/2 Playoff

Zach HILLMAN

	Cooper MCCARTHY
Cooper MCCARTHY	6-3

3/4 Playoff

Nicholas ELLIS	
Wilhelm BADENHORST	9-4

5/6 Playoff

Cooper WESTERN	
Wynand GOUWS	10-3

7/8 Playoff

Jovan MANDIC	
Liam ELS	9-4

9/10 Playoff

BYE	
E1 BYE	Israel DOWIE

11/12 Playoff

BYE	
F1 BYE	Eben BADENHORST

13/14 Playoff

BYE	
G1 BYE	HANNES PEYPER

15/16 Playoff

BYE	
H1	Janhendrik LAMPRECHT
BYE	

17/18 Playoff

BYE	
I1	
BYE	